

# Perimeter Light

Perimeter Lights for Basketball Backboards - Basketball

**Esta página sólo está disponible en italiano (pinchar aquí) y en inglés. Sigue la versión inglesa.**

Available in 3 versions:

**Art.253-01** KIT of Perimeter Light and Control Unit

**Art.253-02** Control Unit

**Art.253-03** Perimeter Light

## Art.253-01

### **KIT of Perimeter Light and Control Unit** (picture)

This KIT is installed when using FS-series 24-second shot clocks, as with the models **FS-24s-1**, **FS-24s-3**, and **FS-24s-4**. The control signal for activating the perimeter light comes from the same serial data cable that connects to the shot clocks.

For basketball courts, two of these items are required (one for each basketball backboard).

#### The KIT includes :

- Control Unit, ready to be connected to the same serial data cable used for FS-series scoreboards. The data cable receives information for the activation of the Perimeter Light.
- Perimeter light with an 8 m. long cable to be connected to the control unit.
- Fastening brackets for the perimeter light suitable for the majority of Basketball backboards.
- Connecting cables between the Control Unit and the serial data cable that attaches to the 24-second shot clock.

## Art.253-02

### **Control Unit (for Perimeter Light not provided)** (picture)

This Control Unit is used when you already possess a perimeter light from another manufacturer but wish to install FS-series 24-second shot clocks, such as the models **FS-24s-1**, **FS-24s-2**, and **FS-24s-3**. The Control Unit receives the control signal from the same serial data cable that connects to the 24-second shot clock, and provides a closing contact so that a Perimeter Light from a different manufacturer can be controlled.

For basketball courts, two of these items are needed (one for each basketball backboard).

#### Includes:

- Control Unit, ready to be connected to the same serial data cable used for FS-series scoreboards. The serial data cable receives information for the activation of the Perimeter Light. The Control Unit provides, via an internal relay, a closing contact so that a Perimeter Light from a different manufacturer can be controlled.
- Connecting cables between the Control Unit and the serial data cable that connects to the 24-second shot clock.

## Art.253-03

### **Perimeter Light (without Control Unit)** (picture)

This item is used when you want to install a Favero Perimeter Light on systems with 24-second shot clocks made by other manufacturers. In any case, such systems must provide, via a relay, a closing contact so that the activation of the Favero Perimeter Light can be controlled.

For basketball courts, two of these items are needed (one for each basketball backboard).

#### Includes:


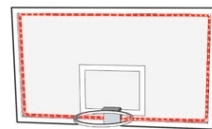
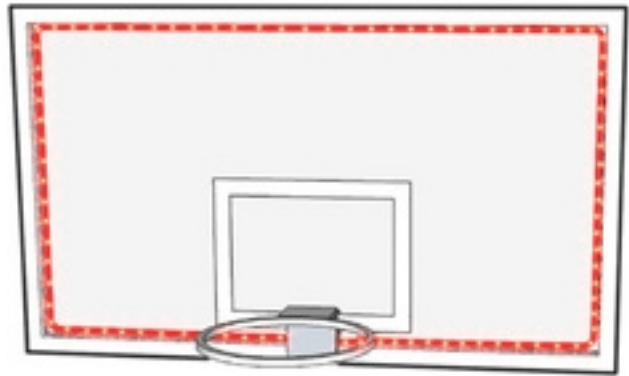
- Perimeter Light and its power supply with a 230V input.
- Fastening brackets for the perimeter light suitable for the majority of Basketball Backboards

## **Perimeter Light Features**

- **Compliant with FIBA regulations.**
- **Flexible** and applicable to all types of Basketball backboards.
- Length: 5.15m. in a single piece. Junction connectors are not necessary.
- Power supply: 12V, 1.3A.

## **Other Features**

- **2 years warranty.** (info).
- **Power supply:** 100-240V, 1A, 50-60 Hz. The type of plug can be chosen upon purchase.

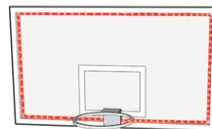


Art.253-01

.....# **Producto fuera de producción**  
#.....**KIT of Perimeter Light and Control Unit**

Product out of production, replaced by the art. 253-11.

Dimensiones: LEDstrip = 515cm , BOX=19x14x7cm. - Peso: 4.9kg.



Art.253-02

.....# **Producto fuera de producción**  
#.....**Control Unit (for Perimeter Light not provided)**

Product out of production, replaced by the art. 253-12.

Dimensiones: BOX= 19x14x7cm. - Peso: 1.1kg.